



VALVES

NOZZLES

and

SPRAY

GUNS

What Are Valves and How Do They Work?

At their most basic, valves are devices that work to control, regulate or direct flow within a system or process.

They often feature a range of characteristics that help to define their ideal application.

Valves provide several functions, including:

- Starting or stopping flow based on the valve state
- Regulating flow and pressure within a piping system
- Controlling the direction of flow within a piping system
- Throttling flow rates within a piping system
- Improving safety through relieving pressure or vacuum in a piping system

Valve Opening Methods Explained

While many valves accomplish similar goals, how they do so mechanically can vary.

How a valve opens and closes will not only impact the overall performance but also determine how much control you have over the flow and how quickly the valve can operate.

- **Multi-Turn valves:** Think of these valves like a screw or piston. You crank the handle and the plug, plate, membrane, or other controlling obstruction moves into the path of the pipe blocking access. Depending on the valve, these can have higher or lower differentials allowing you to open or close them at various speeds.
- **Quarter turn valves:** Quarter-turn valves offer a full range of motion in a 90-degree turn of the handle. This makes them ideal for situations where precision isn't as important as rapid action and easy opening or closing.

On top of the mechanical motion involved with a valve, also consider the method of actuation. In most cases, **valves fall into one of three categories:**

- **Manual Valves:** Typically adjusted by hand, these valves use handwheels, hand levels, gear wheels, or chains to actuate.
- **Actuated Valves:** Often connected to electric motors, air or pneumatic systems, hydraulic systems, or solenoids, these valves allow remote control and automation for high-precision or large-scale applications.
- **Automatic Valves:** Some valves activate when a specific flow condition is met. Examples include check valves closing during backflow or pressure release valves activating when an over-pressure condition is detected.

VALVES

BRASS - FULL FLOW BALL VALVE

Material List	
Part	Material
Body	NP Brass
Bonnet	NP Brass
Seal	PTFE
Ball	CP Brass
O-ring	Viton
Stem	Brass
Handle	Stainless Steel
Nut	NP Brass
Thread	BSP to ISO 228-1
Max.Temp	120C
Pressure	362 psi

Part No	Size
1705006A	1/4"
1705010A	3/8"
1705012A	1/2"
1705020A	3/4"
1705025A	1"
1705032A	1 1/4"
1705040A	1 1/2"
1705050A	2"
1705065A	2 1/2"
1705080A	3"
1705100A	4"

Female x Female



Max.Temp	120C
Pressure	232 psi

Part No	Size
1706012	1/2"
1706020	3/4"
1706025	1"
1706032	1 1/4"
1706040	1 1/2"
1706050	2"

Male x Female



Material List	
Part	Material
Body	NP Brass
Bonnet	NP Brass
Seal	PTFE
Ball	CP Brass
O-ring	Viton
Stem	Brass
Handle	Stainless Steel
Nut	NP Brass
Thread	BSP to ISO 228-1
Max.Temp	120C
Pressure	362 psi

Part No	Size
1705L010	3/8"
1705L012	1/2"
1705L020	3/4"
1705L025	1"
1705L032	1 1/4"
1705L040	1 1/2"
1705L050	2"
1705L065	2 1/2"
1705L080	3"
1705L100	4"

Female x Female with Locking Lever



VALVES

BRASS - FULL FLOW BALL VALVE [AGA Approved]

Female x Female



Part No	Size
1710006	1/4"
1710010	3/8"
1710012	1/2"
1710020	3/4"
1710025	1"
1710032	1 1/4"
1710040	1 1/2"
1710050	2"
1710065	2 1/2"
1710080	3"
1710100	4"

Material List	
Part	Material
Body	NP Brass
Bonnet	NP Brass
Seal	PTFE
Ball	CP Brass
O-ring	Viton
Stem	Brass
Handle	Stainless Steel
Nut	NP Brass
Thread	BSP to ISO 228-1
Max.Temp	120C
Pressure	304psi

BRASS - T-HANDLE BALL VALVE [AGA Approved]

Female x Female



Part No	Size
1710006	1/4"
1710010	3/8"
1710012	1/2"
1710020	3/4"
1710025	1"

Material List	
Part	Material
Body	NP Brass
Seal	PTFE
Ball	CP Brass
O-ring	Viton
Stem	Brass
Handle	Aluminium
Thread	BSP to ISO 228-1
Max.Temp	120C
Pressure	304psi

Male x Female



Part No	Size
1710006	1/4"
1710010	3/8"
1710012	1/2"
1710020	3/4"
1710025	1"

VALVES

1-PIECE STAINLESS STEEL BALL VALVE

Material List	
Part	Material
Body	316SS
Ball	316SS
Seat	PTFE
Stem	316SS
Lever	316SS Locking
Thread	BSP to ISO 228-1
Max.Temp	180C
Pressure	1000 psi

Part No	Size
1775006	1/4"
1775010	3/8"
1775012	1/2"
1775020	3/4"
1775025	1"
1775032	1 1/4"
1775040	1 1/2"
1775050	2"
1775065	2 1/2"
1775080	3"

Female x Female



Reduced Bore

1-PIECE STAINLESS STEEL BALL VALVE

Material List	
Part	Material
Body	316SS
Ball	316SS
Seat	PTFE
Stem	316SS
Lever	316SS Locking
Thread	BSP to ISO 228-1
Max.Temp	180C
Pressure	1000 psi

Part No	Size
1760006	1/4"
1760010	3/8"
1760012	1/2"
1760020	3/4"
1760025	1"
1760032	1 1/4"
1760040	1 1/2"
1760050	2"
1760065	2 1/2"
1760080	3"
1760100	4"

Female x Female



Full Flow Bore

1-PIECE STAINLESS STEEL BALL VALVE

Material List	
Part	Material
Body	316SS
Ball	316SS
Seat	PTFE
Stem	316SS
Lever	316SS Locking
Thread	BSP to ISO 228-1
Max.Temp	180C
Pressure	1000 psi

Part No	Size
1750006	1/4"
1750010	3/8"
1750012	1/2"
1750020	3/4"
1750025	1"
1750032	1 1/4"
1750040	1 1/2"
1750050	2"
1750065	2 1/2"
1750080	3"
1750100	4"

Female x Female



Full Flow Bore

VALVES

BRASS - MINI BALL VALVE

Female x Female



Part No	Size
3830003	1/8"
3830006	1/4"
3830010	3/8"
3830012	1/2"
3830020	3/4"

Male x Female



Part No	Size
3831003	1/8"
3831006	1/4"
3831010	3/8"
3831012	1/2"
3831020	3/4"

Material List	
Part	Material
Body	NP Brass
Seal	PTFE
Ball	CP Brass
Body Nut	Brass
Stem	Brass
Handle	Aluminium
Thread	BSP to ISO 228-1
Max.Temp	120C
Pressure	232 psi

PVC FULL FLOW BALL VALVE

Female x Female



Part No	Size
915012	1/2"
915020	3/4"
915025	1"
915032	1 1/4"
915040	1 1/2"
915050	2"
915065	2 1/2"
915080	3"
915100	4"

Material List	
Part	Material
Body	PVC
Seal	PTFE
Ball	PVC
O-ring	EPDM
Cap	ABS
Handle	ABS
Thread	BSP to ISO 228-1
Max.Temp	45C
Pressure	145 psi

Female x Female



Part No	Size
3703018	1/2"
3703006	3/4"
3703007	1"
3703008	1 1/4"
3703022	1 1/2"
3703023	2"

Material List	
Part	Material
Body	PA-GR
Seal	LLDPE
Ball	LLDPE
O-ring	EPDM
Handle	PP-GR
Thread	BSP to ISO 228-1
Max.Temp	40C
Working	232 psi

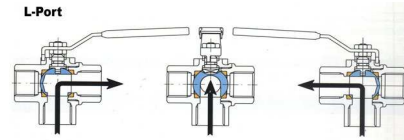
AS5830 compliant

VALVES

STAINLESS STEEL L&T PORT SIDE ENTRY

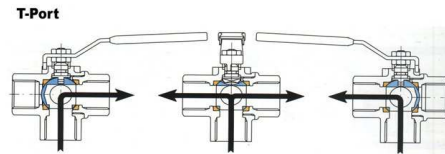
Material List	
Part	Material
Body	316SS
Ball	316SS
Seat	PTFE
Stem	316SS
Lever	304SS
Thread	BSP
Max.Temp	180C
Pressure	1000 psi

Part No	Size
1780010	3/8"
1780012	1/2"
1780020	3/4"
1780025	1"
1780032	1 1/4"
1780040	1 1/2"
1780050	2"



Reduced Bore

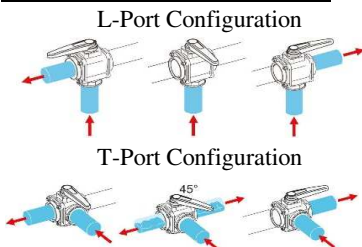
Part No	Size
1755010	3/8"
1755012	1/2"
1755020	3/4"
1755025	1"
1755032	1 1/4"
1755040	1 1/2"
1755050	2"



POLY L&T PORT VALVES

Material List	
Part	Material
Body	POLY
Ball	POLY
Seat	PTFE
O-ring	EPDM
Lever	PVC
Thread	BSP
Max.Temp	60C
Pressure	230 psi 3" = 120 psi

Part No	Size	Type
A45521112	1/2"	L
A45521113	3/4"	L
A45521114	1"	L
A45521115	1 1/4"	L
A45521116	1 1/2"	L
A45521117	2"	L
A45531112	1/2"	T
A45531113	3/4"	T
A45531114	1"	T
A45531115	1 1/4"	T
A45531116	1 1/2"	T
A45531117	2"	T
A453027A99	3"	L
A453017A99	3"	T



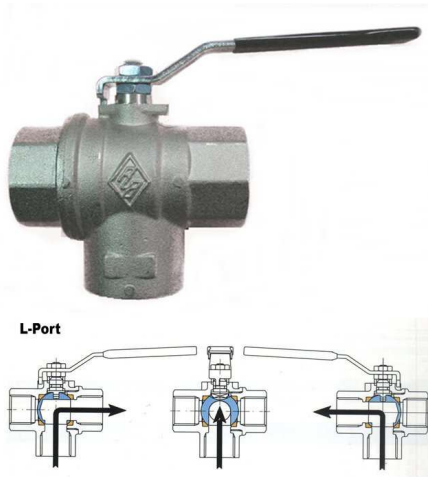
A453027A99



A453017A99

VALVES

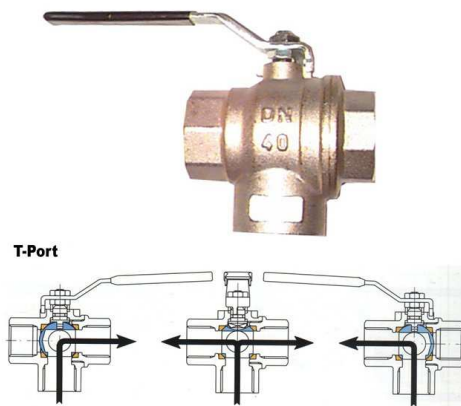
BRASS L & T PORT BOTTOM ENTRY



Part No	Size
3210L006	1/4"
3210L010	3/8"
3210L012	1/2"
3210L020	3/4"
3210L025	1"
3210L032	1 1/4"
3210L040	1 1/2"
3210L050	2"
3210L080	3"

Material List	
Part	Material
Body	NP Brass
Bonnet	NP Brass
Seal	PTFE
Ball	CP Brass
O-ring	Viton
Stem	Brass
Handle	Steel
Nut	NP Brass
Thread	BSP to ISO 228-1
Max. Temp	99C
Pressure	232 psi

Reduced Bore



Part No	Size
3110T006	1/4"
3110T010	3/8"
3110T012	1/2"
3110T020	3/4"
3110T025	1"
3110T032	1 1/4"
3110T040	1 1/2"
3110T050	2"

BRASS L-PORT SIDE ENTRY



Reduced Bore

Part No	Size
3105L006	1/4"
3105L010	3/8"
3105L012	1/2"
3105L020	3/4"
3105L025	1"
3105L032	1 1/4"
3105L040	1 1/2"
3105L050	2"

Material List	
Part	Material
Body	Brass
Bonnet	NP Brass
Seal	PTFE
Ball	CP Brass
O-ring	Viton
Stem	Brass
Handle	Steel
Nut	NP Brass
Thread	BSP to ISO 228-1
Max. Temp	99C
Pressure	232 psi

VALVES

WAFER BUTTERFLY VALVE

Material List	
Part	Material
Body	Cast Iron
Handle	Ductile Iron
Stem	416SS
Hub Shaft	316SS
O-ring	NBR
Bushing	PTFE
Pressure	232 psi
Max.Temp	100C
Flange Drilling	AS2129 Table D/E ASME B16.5 Class 150

Part No	Size
925050	2"
925065	2 1/2"
925080	3"
925100	4"
925125	5"
925150	6"
925200	8"
925250	10"
925300	12"



LUGGED WAFER BUTTERFLY VALVE

Material List	
Part	Material
Body	Cast Iron
Handle	Ductile Iron
Stem	416SS
Hub Shaft	316SS
O-ring	NBR
Bushing	PTFE
Pressure	232 psi
Max.Temp	100C
Flange Drilling	AS2129 Table D/E

Part No	Size
925050L	2"
925065L	2 1/2"
925080L	3"
925100L	4"
925125L	5"
925150L	6"



STAINLESS STEEL WAFER BUTTERFLY VALVE

Material List	
Part	Material
Body	316SS
Handle	304SS
Stem	416SS
Hub Shaft	416SS
O-ring	NBR
Bushing	PTFE
Pressure	232 psi
Max.Temp	100C
Flange Drilling	AS2129 Table D/E ASME B16.5 Class 150

Part No	Size
925050	2"
925065	2 1/2"
925080	3"
925100	4"



Actuated Butterfly Valves and Optional Seals Available on Request

VALVES

BRASS GATE VALVE BSP THREADED

Female x Female



Part No	Size
920012	1/2"
920020	3/4"
920025	1"
920032	1 1/4"
920040	1 1/2"
920050	2"
920065	2 1/2"
920080	3"
920100	4"

Material List	
Part	Material
Body	Brass
Cover	Brass
Gate	Brass
Stem	Brass
Lock Nut	Brass
Bushing	PTFE
Gasket	PTFE
Handle	Cast Iron
Thread	BSP to ISO 228-1
Max.Temp	95C
Pressure	232 psi

BRASS SPRING CHECK - YORK STYLE

Female x Female



Part No	Size	Pressure
930010	3/8"	169 psi
930012	1/2"	169 psi
930020	3/4"	169 psi
930025	1"	169 psi
930032	1 1/4"	139 psi
930040	1 1/2"	139 psi
930050	2"	139 psi
930065	2 1/2"	169 psi
930080	3"	109 psi
930100	4"	109 psi

Material List	
Part	Material
Body	Brass
Disc	Nylon
Spring	Stainless Steel
Stem	Nylon
Washer	EPDM
Thread	BSP to ISO 228-1
Max.Temp	60C

BRASS SPRING CHECK - EUROPA STYLE

Female x Female



Part No	Size	Pressure
931010	3/8"	360 psi
931012	1/2"	360 psi
931020	3/4"	360 psi
931025	1"	360 psi
931032	1 1/4"	260 psi
931040	1 1/2"	260 psi
931050	2"	260 psi
931065	2 1/2"	169 psi
931080	3"	169 psi
931100	4"	169 psi

Material List	
Part	Material
Body	Brass
Disc	304SS
Spring	302SS
Stem	Brass
Washer	NBR
Thread	BSP to ISO 228-1
Max.Temp	90C

VALVES

STAINLESS STEEL GATEVALVE

Material List	
Part	Material
Body	316SS
Cover	316SS
Gate	316SS
Stem	304SS
Nut	316SS
Bushing	PTFE
Gasket	PTFE
Handle	Cast Iron
Thread	BSP to ISO 228-1
Max.Temp	180C
Pressure	200 psi

Part No	Size
1781012	1/2"
1781020	3/4"
1781025	1"
1781032	1 1/4"
1781040	1 1/2"
1781040	2"
1781065	2 1/2"
1781080	3"
1781100	4"

Female x Female



STAINLESS STEEL SPRING CHECK VALVE

Material List	
Part	Material
Body	316SS
Disc	304SS
Spring	316SS
Stem	316SS
Washer	PTFE
Thread	BSP to ISO 228-1
Max.Temp	170C
Pressure	200 psi

Part No	Size
1795012	1/2"
1795020	3/4"
1795025	1"
1795032	1 1/4"
1795040	1 1/2"
1795050	2"

Female x Female



3-PIECE STAINLESS STEEL SPRING CHECK VALVE

Material List	
Part	Material
Body	316SS
Disc	316SS
Spring	316SS
Stem	316SS
Washer	PTFE
Thread	BSP to ISO 228-1
Max.Temp	200C
Pressure	1000 psi

Part No	Size
1796006	1/4"
1796010	3/8"
1796012	1/2"
1796020	3/4"
1796025	1"
1796032	1 1/4"
1796040	1 1/2"
1796050	2"
1796065	2 1/2"
1796080	3"
1796100	4"

Female x Female



VALVES

BRASS SWING CHECK VALVE

Female x Female



Part No	Size
932012	1/2"
932020	3/4"
932025	1"
932032	1 1/4"
932040	1 1/2"
932050	2"
932065	2 1/2"
932080	3"
932100	4"

Material List	
Part	Material
Body	Brass
Disc	Brass
Cap	Brass
Pin Screw	Brass
O-ring	EPDM
Pin Screw	Stainless
Thread	BSP to ISO 228-1
Max.Temp	120C
Pressure	232 psi

BRASS Y-STRAINER

Female x Female



Part No	Size
937012	1/2"
937020	3/4"
937025	1"
937032	1 1/4"
937040	1 1/2"
937050	2"

Material List	
Part	Material
Body	Brass
Cap	Brass
Washer	PTFE
Mesh	Stainless
Thread	BSP Female
Max.Temp	99C
Pressure	Stainless
Mesh Size	
1/2" - 1"	350 Micron
1 1/4" - 2"	500 Micron

BRASS FOOT VALVE



Part No	Size
933012	1/2"
933020	3/4"
933025	1"
933032	1 1/4"
933040	1 1/2"
933050	2"
933065	2 1/2"
933080	3"
933100	4"

Material List	
Part	Material
Body	Brass
Cap	Brass
Washer	Fibre
Thread	BSP Female
Max.Temp	95C
Pressure	232 psi

VALVES

STAINLESS STEEL SWING CHECK VALVE

Material List	
Part	Material
Body	316SS
Disc	316SS
Cap	316SS
Hanger Pin	316SS
Washer	PTFE
Pin Screw	Stainless
Thread	BSP to ISO 228-1
Max.Temp	200C
Pressure	200 psi

Part No	Size
1785006	1/4"
1785010	3/8"
1785012	1/2"
1785020	3/4"
1785025	1"
1785032	1 1/4"
1785040	1 1/2"
1785050	2"
1785065	2 1/2"
1785080	3"
1785100	4"

Female x Female



STAINLESS STEEL Y-STRAINER

Material List	
Part	Material
Body	316SS
Bonnet	316SS
Mesh	316SS
Gasket	PTFE
Seal Ring	PTFE
Plug	316SS
Thread	BSP to ISO 228-1
Max.Temp	200C
Pressure	800 psi

Part No	Size
1790006	1/4"
1790010	3/8"
1790012	1/2"
1790020	3/4"
1790025	1"
1790032	1 1/4"
1790040	1 1/2"
1790050	2"
1790065	2 1/2"
1790080	3"
1790100	4"

Female x Female



STAINLESS STEEL FILTER [BSP Male]

Material List	
Part	Material
Body	Nylon
Mesh	304SS
Thread	BSP Male
Mesh Size	
3/8" - 2"	1200 Micron
2 1/2" - 4"	2000 Micron

Part No	Size
936010	3/8"
936012	1/2"
936020	3/4"
936025	1"
936032	1 1/4"
936040	1 1/2"
936050	2"
936065	2 1/2"
936080	3"
936100	4"

Male BSP

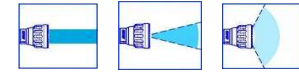


NOZZLES & SPRAY GUNS

RED POLYCARBONATE HOSE REEL NOZZLE



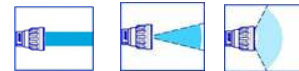
Part No	Size	Pressure
FQN	3/4" BSP FEMALE	90 psi



RED POLYCARBONATE POWERJET NOZZLE



Part No	Size	Pressure
PJNSMALL	1" BSP FEMALE	90 psi
PJNLARGE	1 1/2" BSP FEMALE	90 psi



RED POLYCARBONATE QUELL JET SPRAY NOZZLE



Part No	Size	Pressure
QJS075	3/4" HOSETAIL	100 psi



RED POLYCARBONATE SUPER JET SPRAY NOZZLE



Part No	Size	Pressure
SJS075	3/4" HOSETAIL	150 psi
SJS100	1" HOSETAIL	150 psi



BRASS JET SPRAY NOZZLE



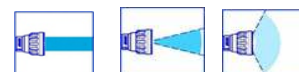
Part No	Size	Pressure
BJS075	3/4" HOSETAIL	150 psi
BJS100	1" HOSETAIL	150 psi



BRASS ADJUSTABLE JET SPRAY NOZZLE



Part No	Size	Pressure
NBF100	1" BSP FEMALE	150 psi
NBF150	1 1/2" BSP FEMALE	150 psi



NOZZLES & SPRAY GUNS

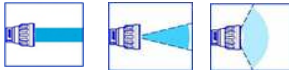
BRASS BALL VALVE NOZZLE



Part No	Size	Pressure
N050	1/2" HOSETAIL	150 psi
N075	3/4" HOSETAIL	150 psi
N100	1" HOSETAIL	150 psi



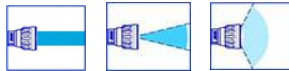
BRASS BLACKOUT NOZZLE



Part No	Size	Pressure
FD20	3/4" BSP MALE	150 psi
FD25	1" BSP FEMALE	150 psi



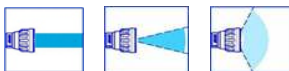
ADJUSTABLE JET SPRAY NOZZLE



Part No	Size	Pressure
GW239	3/4" BSP FEMALE	100 psi
GW238	3/4" BSP FEMALE GUN	100 psi



RUBBER COVERED BRASS WASHDOWN GUN



Part No	Description	Pressure
GUNNA	BLUE	100 psi
GUNNAR	RED	100 psi
GUNNABNG	BLUE - NO GUARD	100 psi
GUNNAWNG	WHITE - NO GUARD	100 psi
1/2" BSP FEMALE THREAD		
HANDLES UP TO 80C HOT WATER		



NOZZLES & SPRAY GUNS

INSULATED BRASS HOT WASH GUN



Part No	Size	Pressure
EG-39659	3/4" BSP FEMALE	125 psi
HANDLES UP TO 85C HOT WATER		



INSULATED ZINC HAND SPRAY GUN



Part No	Size	Pressure
DIX-SN75	3/4" BSP FEMALE	90 psi
HANDLES UP TO 82C HOT WATER		



ZINC BODY HAND SPRAY GUN



Part No	Size	Pressure
DIX-CSN75	3/4" BSP FEMALE	90 psi



PLASTIC TRIGGER SPRAY GUN



Part No	Size	Pressure
EG-74-BUN	3/4" BSP FEMALE with 12mm Adaptor	90 psi



12MM 4-PIECE HOSE SET



Part No	Size	Pressure
EG-AB5506	3/4" BSP FEMALE TRIGGER GUN with 2 x CONNECTORS 1 x TAP ADAPTOR	90 psi



GARDEN TAPS & COCKS

BRASS GARDEN TAPS

STANDARD GARDEN TAP

Part No	Outlet	Inlet	Pressure
BRGT1912	3/4" BSP MALE	1/2" BSP MALE	150 psi
BRGT2519	1" BSP MALE	3/4" BSP MALE	150 psi



VANDAL PROOF GARDEN TAP

Part No	Outlet	Inlet	Pressure
BRVPT1912	3/4" BSP MALE	1/2" BSP MALE	150 psi
BRVPT2519	1" BSP MALE	3/4" BSP MALE	150 psi



Part No	Description
BRVPK	VANDAL PROOF KEY



BRASS HOSE COCK

Part No	Outlet	Inlet	Pressure
BRHC1912	3/4" BSP MALE	1/2" BSP MALE	150 psi
BRHC2519	1" BSP MALE	3/4" BSP MALE	150 psi



BRASS BIB COCK

LEVER ACTION TANK BIB COCK

Part No	Outlet	Inlet	Pressure
BRBC012	1/2" HOSETAIL	1/2" BSP MALE	230 psi
BRBC020	3/4" HOSETAIL	3/4" BSP MALE	230 psi
BRBC025	1" HOSETAIL	1" BSP MALE	230 psi



SIDE LOCKABLE TANK BIB COCK

Part No	Outlet	Inlet	Pressure
BRBCL020	3/4" BSP MALE	3/4" BSP MALE	230 psi
BRBCL025	3/4" BSP MALE	1" BSP MALE	230 psi



FRONT LOCKABLE TANK BIB COCK

Part No	Outlet	Inlet	Pressure
BRBCLF020	1/2" HOSETAIL	3/4" BSP MALE	150 psi

